In the box – DR970X Box-2CH Plus Series

Overview · https://manual.blackvue.com/docs/dr970x-box-2ch-plus-series/overview/in-the-box-dr970x-box-2ch-plus-series/

DR970X Box-2CH Plus(Front + Rear)

Check the box for each of the following items before installing the BlackVue dashcam.

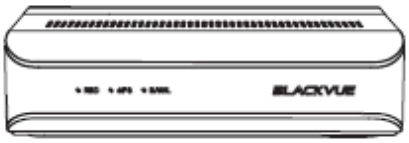 **Main unit**	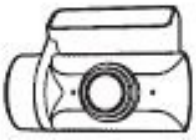 **Front camera**	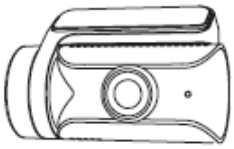 **Rear camera**
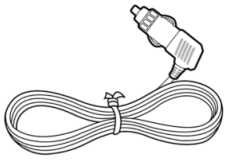 **Main unit Cigarette Lighter power cable(3p)**	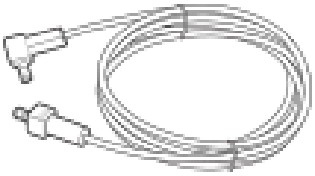 **Camera connection cable (2EA)**	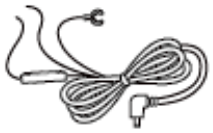 **Main unit Hardwiring Power Cable (3p)**
 **Micro SD card**	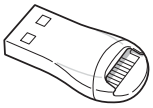 **Micro SD card reader**	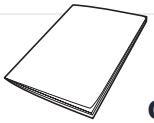 **Quick Start Guide**

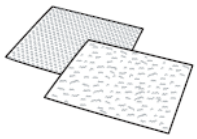

Velcro strip



Pry tool

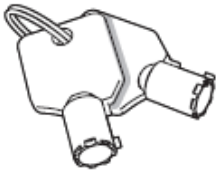

Main unit key



Spare screws for tamperproof cover (3EA), Allen wrench

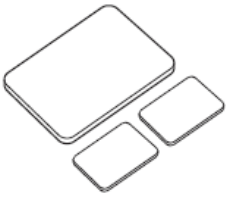

Double sided tape for the Mounting Brackets

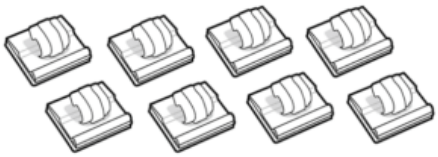

Cable Clips (8EA)



External GPS

DR970X Box-2CH IR Plus(Front + Rear IR)

Check the box for each of the following items before installing the BlackVue dashcam.

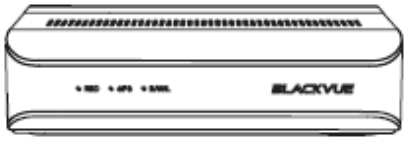 **Main unit**	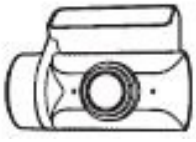 **Front camera**	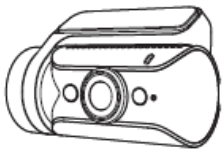 **Rear Infrared camera**
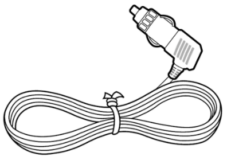 **Main unit Cigarette Lighter power cable(3p)**	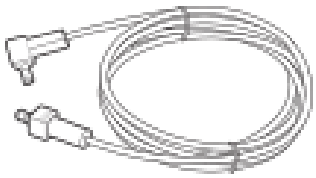 **Camera connection cable (2EA)**	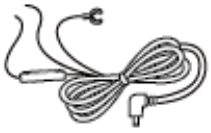 **Main unit Hardwiring power cable (3p)**
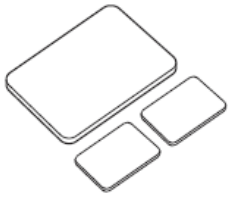 **Double sided tape for the Mounting Brackets**	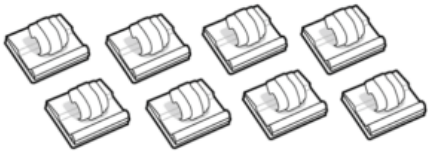 **Cable Clips (8EA)**	 **Micro SD card**

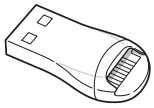 **Micro SD card reader**	 **Quick Start Guide**	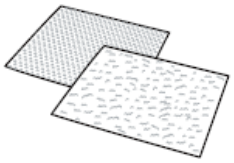 **Velcro strip**
 **Pry tool**	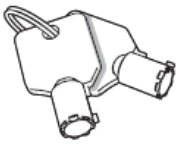 **Main unit key**	 **Spare screws for tamperproof cover (3EA), Allen wrench**
 **External GPS**		

Note

- The illustrations in this manual may differ from the product.
- The contents of this manual are subject to change without prior notice.
- For more information about the package components and accessories, visit the BlackVue website (**www.blackvue.com**).